

SPRITE

Key Features

- ◆ One or two person capacity
- ◆ Kick-up rudder assembly and drive
- ◆ Removable drive units for easier beaching
- ◆ Molded-in handles at the stern for lifting
- ◆ Self-draining cockpit

Specifications

| | |
|-------------------|--|
| Weight Capacity | 2 persons or 450 lbs. persons and gear |
| Hull Construction | Rotomolded polyethylene |
| Drive Unit Design | 2 independent belt driven drop in drive units, each with a 15" 2 blade propeller |
| Length | 11' 1" |
| Draft | 5" drive units up 25" drive units installed |
| Weight | 225 |

OPTIONS



Bimini Top

Protect yourself from the elements with this custom made Bimini top.

Available in Sunbrella Aquamarine and Sunbrella Logo Red **\$350**



Trailing/Mooring Cover

One cover. Dual purposes. Has conveniently located snaps for easy installation when moored at the dock or the pier; as well as ample coverage for trailing or storage.

Available in Sunbrella Gray **\$425**



Options 2018

updated 9/1/18




5980 Grand Haven Rd.
Muskegon MI 49441
Phone: 231-798-8440
E-mail: inquiry@nauticraft.com
www.nauticraft.com

Bimini Tops and Covers


Nauticraft uses fine marine grade fabrics for the Bimini tops and covers for the boats. Sunbrella fabric and Sattler outdoor awning fabric are solution dyed for maximum fade resistance. The woven fabric creates breathability making it mildew resistant as well. These tops are custom designed specifically for each model and are available in the colors listed below.




Sunbrella
Aquamarine



Sattler
Multi-Stripe*



Sunbrella
Logo Red



Sunbrella
Gray

Bows for the Bimini tops are made of aluminum tubing for light weight convenience. All snaps and hardware for the covers are stainless steel so as not rust.

* While supplies last (used as Bimini top fabric only)

Phone: (231)798-8440

OPTIONS



Bimini Top

Protect yourself from the elements with this custom made Bimini top.

Available in Sunbrella Aquamarine and Sunbrella Logo Red; also available in Multicolor stripe*

Sunbrella Bimini \$350
Stripe Bimini \$375




Trailer Cover

This cover works best when trailering the boat, keeping rainwater out of the hull when not using. Also great for storage purposes.

Trailer Cover \$425

Trailer on Pg. 3



Launching Wheels

Makes it easy to move the boat on flat surfaces. Lifts the keels and allows easy rolling when the bow is lifted

\$125



Mooring-Cockpit Cover

Cover conveniently snaps on for easy installation. Used for boats which are moored at the dock or the pier.

Available in Sunbrella Gray

\$375

Group 27 Marine Grade AGM Battery

- * 92 Ah with 175 Reserve Minutes
- * Maintenance free
- * 63 lbs.

\$295

* SEE PG. 2 FOR COLOR PALLET

ENCORE P - P/E - E

Key Features

- ◆ Four person accommodation: two peddlers and two passengers
- ◆ Marine grade vinyl: weather resistance
- ◆ Self draining cockpit: no bailing
- ◆ Transom swim platform: easy re-boarding

Specifications

Weight Capacity P: 900 lbs. persons and gear
 P/E: 628 lbs. persons and gear

Hull Construction Rotomolded polyethylene

Propulsion P: 15" two blade propeller
 P/E: 15" two blade propeller and 55 lb. thrust Minn Kota salt water electric trolling motor
 E: 55 lb. thrust Minn Kota salt water

Length 14' 2"

Draft 1' 9"

Weight P: 375 lbs.
 P/E: 425 lbs. w/o battery

Speed Potential 3.5 – 4 mph

Phone: (231)798-8440

Trailer

Having a trailer that pulls well and launches easily makes owning a boat that much better. Nauticraft offers a trailer that has been designed specifically for the deep keels of the Encore and Escapade without sacrificing those necessities.

\$975



Nauticraft also offers a trailer for the Sprite. Similar to the above trailer, without the design modifications.

\$800

Nauticraft Corporation

ESCAPADE PEDAL BOAT

Key Features

- ◆ Two/three person accommodation: one peddler and one or two passengers
- ◆ Transom swim platform: easy re-boarding from water
- ◆ Ballast filled keel: stability in rough waters
- ◆ Windshield and arch: provides aerodynamics and repels high waves
- ◆ Built-in manual bilge pump: easy rain water removal
- ◆ Stretch cord retainers: holds/retains towels, life jackets, water bottles, etc.
- ◆ Options: Storage cradle, cockpit cover, trailering cover, Bimini top, single trailer

Specifications

| | |
|-------------------|---------------------------|
| Weight Capacity | 525 lbs. persons and gear |
| Hull Construction | Rotomolded polyethylene |
| Propulsion | 15" two blade propeller |
| Length | 12' 2" |
| Draft | 1' 8" |
| Weight | 325 lbs. |
| Speed Potential | 3.5 – 4 mph |

OPTIONS



Bimini Top

Protect yourself from the elements with this custom made Bimini top.

Available in Sunbrella Aquamarine and Sunbrella Logo Red

Sunbrella Bimini \$350



Trailer Cover

This cover works best when trailering the boat, keeping rainwater out of the hull when not using. Also great for storage purposes.

Available in Sunbrella Gray

Trailering Cover \$395

Trailer on Pg. 3



Storage Cradle

Without a trailer, this is essential for storage when out of the water. Rotationally molded polyethylene custom made for the Escapade.

Available in Turquoise or Black Granite.

Turquoise \$250
(color not shown)



Mooring-Cockpit Cover

Cover conveniently snaps on for easy installation. Used for boats which are moored at the dock or the pier.

Available in Sunbrella Gray

High Arch \$395
Low Windshield \$395

* SEE PG. 2 FOR COLOR PALLET